



Government of Jammu & Kashmir

Government Medical College Srinagar



10-Karan Nagar, Srinagar, Kashmir, 190010. Phone No: 0194-2504114, FAX: 0194-2503115

CIRCULAR

Subject: Employees Performance Monitoring System (EPMS portal) reg.

Administrative Department vide letter No: HME-GRS/27/2023-01(CC-7204662) dated: 06/06/2023 has forwarded General Administrative Department's communication bearing No: GAD/SERV0GENL/31/2022-09-GAD dated: 29/05/2023 alongwith defaulter percentage lists thereby instructing to onboard all the employees on Employees Performance Monitoring System (EPMS portal) without fail. It is as such impressed upon all the employees borne on different establishments of Government Medical College, Srinagar to file Monthly Performance Report on the EPM portal positively. All controlling officers shall ensure compliance of the circular instructions of the employees working under their control.

No: MC/Accts / 524-25
Dated: 07/06-2023


Prof. (Dr) Masood Tanvir
Principal/ Dean
GMC Srinagar 

Copy to the: -

1. All concerned for necessary action.
2. Incharge, I.T.Section for uploading the circular on official website of GMC Srinagar.

Government of Jammu and Kashmir
Health & Medical Education Department
Civil Secretariat, J&K.

TIME BOUND
MOST URGENT

The Mission Director, National Health Mission, J&K	The Chief Executive Officer, State Health Agency, J&K
The Director, Sher-e-Kashmir Institute of Medical Sciences, Soura	The Commissioner Food & Drugs Administration, J&K.
The Principal, GMC, Srinagar/Jammu/Anantnag/ Baramulla/Rajouri/Kathua/Doda/ Udhampur/Handwara	The Director, Family Welfare, MCH and Immunization, J&K
The Principal, Medical College, JVC, Bemina	The Managing Director, JK Medical Supplies Corporation Limited, J&K
The Principal, Government Dental College, Jammu/Srinagar	The Director, Health Services, Jammu/Kashmir
The Project Director, AIDS Control Society, J&K	The Director, AYUSH, J&K
The Principal, Government Unani and Ayurvedic, Medical College Ganderbal	The Principal, Government Unani and Ayurvedic, Medical College Akhnoor

No:HME-GRS/44/2023-01(CC:7204662)

Dated:06.06.2023

Subject:- Employees Performance Monitoring System (EPMS portal) reg.

Sir/Madam,

Regarding the subject cited above, the undersigned is directed to forward herewith a copy of communication No. GAD-SERVOGENL/31/2022-09-GAD dated 29.05.2023, alongwith its enclosures received from General Administration Department and to say that GAD has forwarded the list of defaulter percentage list for the month of March, 2023 alongwith Monthly Comparative Analysis of EPM filling status. The defaulter percentage in respect



Sahid
6/6/23


of H&ME Department is 17.07 (for the month of March 2023) and average mean of 16.75 (from the month of August 2022 to March 2023).

In this context, it is requested to adhere the instructions strictly in letter and spirit, as laid down in the instant communication on the subject matter. Compliance report should reach the Administrative Department within week's time positively.

Matter may be treated on "TOP PRIORITY".

Your's faithfully,


(Shakoor Ahmad Dar) JKAS,
Deputy Secretary to the Government,
(Nodal Officer, JKHRMS)


Sakina
6/6/23




**Government of Jammu and Kashmir
General Administration Department
Civil Secretariat, J&K.**

No.: GAD-SERVOGENL/31/2022-09-GAD

Dated: 29.05.2023

Subject: Employees Performance Monitoring Portal-reg.

The undersigned is directed to invite the kind attention of all Administrative Secretaries towards the subject captioned above and to forward herewith the defaulter percentage list for the month of March, 2023 (**Annexure-A**) alongwith Monthly Comparative Analysis of EPM filing status, with all the Departments (**Annexure-B**), with the request to ensure onboarding of all the employees on the said portal, besides ensuring compliance of filing of Monthly Performance Report on EPM, without fail.


29/05/2023
(Roopali Arora), JKAS

Under Secretary to the Government

All Administrative Secretaries

Encls: A/A

Report for the month of Mar-2023

S. No.	Department Name	Total Employee Registered	Total Reports Submitted	Defaulters (%)
1	Education Department	114106	100835	11.63
2	Home Department	49258	23775	51.73
3	Health & Medical Education Department	29879	24778	17.07
4	Power Development Department	15452	12104	21.67
5	Forest Department	12015	9900	17.6
6	Public Health Engineering Department	11488	8579	25.32
7	Agriculture Department	10200	8826	13.47
8	Public Works Department	10126	8293	18.1
9	Animal Sheep Husbandary	7834	7191	8.21
10	Revenue Department	7607	5849	23.11
11	Rural Development Department	7323	5389	26.41
12	Irrigation Department	6961	5768	17.14
13	Higher Education Department	5338	4680	12.33
14	Housing And Urban Development Department	5147	3262	36.62
15	Finance Department	5135	4439	13.55
16	Industry & Commerce Department	5015	3695	26.32
17	Technical Education and Youth Services and Sports	4305	3608	16.19
18	Consumer Affairs & Public Distribution Department	3347	2803	16.25
19	General Administration Department	3183	2672	16.05
20	Social Welfare Department	2733	2070	24.26
21	Tourism Department	1772	1386	21.78
22	Fisheries Department	1471	1375	6.53
23	Transport Department	812	683	15.89
24	Cooperative Department	681	585	14.1
25	Law Department	597	492	17.59
26	Labour, Stationary & Printing Department	444	343	22.75
27	Labour and Employment Department	399	337	15.54
28	Department of Culture	385	349	9.35
29	NA	384	287	25.26
30	Hospitality & Protocol Department	325	281	13.54
31	Information Department	324	283	12.65
32	Parliamentary Affairs Department	283	250	11.66
33	Horticulture Department	283	231	18.37
34	Planning Department	121	96	20.66
35	Disaster Management, Relief, Rehab. & Reconst. Dept	48	38	20.83
36	ARI and Training Department	40	36	10
37	Tribal Affairs Department	9	3	66.67
38	Jammu & Kashmir State Road Transport Corporation	3	3	0
39	Total	324833	255574	21.32

Report of

Annexure-'B'

Name of the Department	Defaulters (%) (August-2022 to March-2023)							
	August	September	October	November	December	January	February	March
School Education Department	8.8	8.92	7.61	8.06	13.36	20.64	17.35	11.63
Home Department	46.06	48.02	48.7	48.52	48.47	48.77	50.56	51.73
Health & Medical Education Department	17.3	17.35	16.97	15.97	15.08	16.98	17.32	17.07
Power Development Department	21.97	21.52	20.51	20.51	19.25	20.2	21.12	21.67
Forest Department	17.84	18.84	18.83	18.04	17.29	17.51	17.26	17.6
Public Health Engineering Department	24.02	24.69	23.35	22.93	22.44	23.75	24.26	25.32
Agriculture Department	15.66	14.64	13.06	11.38	11.14	13.84	14.21	13.47
Public Works Department	20.02	19.83	18.61	18.44	17.36	20.55	20	18.1
Animal Sheep Husbandry Department	5.78	6.05	6.45	5.52	5.6	7.49	7.94	8.21
Revenue Department	24.76	24.05	21.63	20.63	21.13	25.09	24.24	23.11
Irrigation Department	15.89	14.42	30.11	26.5	14.54	15.58	14.62	17.14
Rural Development Department	36.04	32.75	13.65	15.1	27.36	23.72	24.39	26.41
Higher Education Department	10.18	10.87	10.34	8.91	9.98	13.75	12.56	12.33
Finance Department	18.25	17.07	16.34	14.96	14.66	18.78	17.19	14.66
Industry & Commerce Department	22.87	21.84	20.22	20.98	20.63	23.01	24.34	20.63
Housing And Urban Development Department	40.46	40.6	36.52	36.8	34.63	34.6	35.76	34.63

R. K. Singh

Technical Education and Youth Services and Sports	13.26	10.88	10.75	10.46	15.15	21.12	18.75	15.15
Consumer Affairs & Public Distribution Department	14.27	14.17	14.28	14.31	13.13	18.02	17.19	13.13
General Administration Department	16.16	15.65	15.63	15.58	13.98	14.93	15.74	13.98
Social Welfare Department	26.34	26.7	24.13	23.03	21.96	23.7	25.01	21.96
Tourism Department	20.55	20.83	22.66	20.61	18.91	19.4	19.68	18.91
Fisheries Department	5.12	4.78	5.66	5.25	6.34	5.78	5.58	6.34
Transport Department	20.36	20.57	18.04	17.51	14.32	16.48	16.36	14.32
Labour, Stationary & Printing Department	23.34	24.46	21.25	17.78	18.46	18.69	19.86	18.46
Law Department	16.01	16.13	13.8	11.95	14.41	16.92	15.91	14.41
Cooperative Department	17.77	24.86	22.72	23.63	24.47	19.03	14.88	24.47
Information Department	36.71	36.16	26.79	20.12	15.74	13.89	10.49	15.74
NA	25	7.59	25.24	23.82	24.4	27.91	26.61	24.4
Horticulture Department	-	-	-	14.81	11.22	14.05	15.72	11.22
Department of Culture	7.77	23.31	8.36	7.61	5.22	7.18	9.49	
Parliamentary Affairs Department	10.58	14.22	12.74	32.86	12.41	11.97	10.92	12.41
Hospitality & Protocol Department	13.73	15.52	18.23	12.65	18.51	17.86	13.69	18.51
Planning Department	11.92	13.79	15.33	10.77	11.38	14.75	17.21	11.36
Labour and Employment	14.02	15.08	9.09	14.96	18.21	21	17.42	18.27

[Handwritten signature]

ARI and Training Department	2.08	0	4.35	6.98	7.14	7.69	10.26	7.14
Tribal Affairs Department	0	77.78	35.71	44.44	44.44	44.44	55.56	44.44
Common Pool (Employees linked with no department)	75	75	44.44				-	-
Jammu & Kashmir State Road Transport Corporation	25	20	20	33.33	0	0	0	0
Disaster Management, Relief, Rehab & Reconstruction Department			33.33	19.23	8.33	30.19	30.19	8.33
Total	19.46	19.71	18.91	18.8	20.51	24.01	23.14	21.32

2/16/21